

在使用 EasyChair 论文提交系统的注册过程中请参考本使用说明

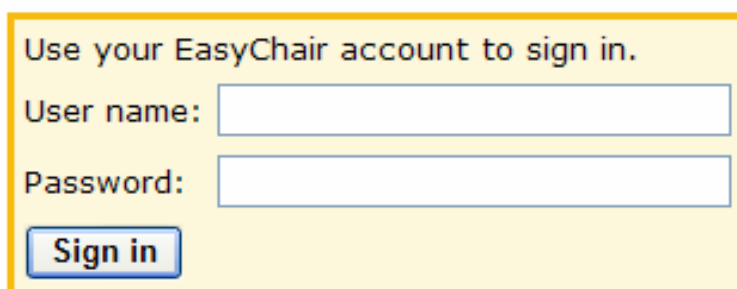
(系统登录网址: <http://www.easychair.org/conferences/?conf=dcabes2011>)

<http://www.easychair.org/conferences/?conf=dcabes2011>

- 1、 点击右下角的“**sign up for an account**”按钮,开始注册(假如您已经拥有一个 EasyChair 帐号, 您可以直接在此进入系统, 进行论文提交)。

EasyChair Login Page for DCABES 2011

Session timeout! You have to sign in again.



Use your EasyChair account to sign in.

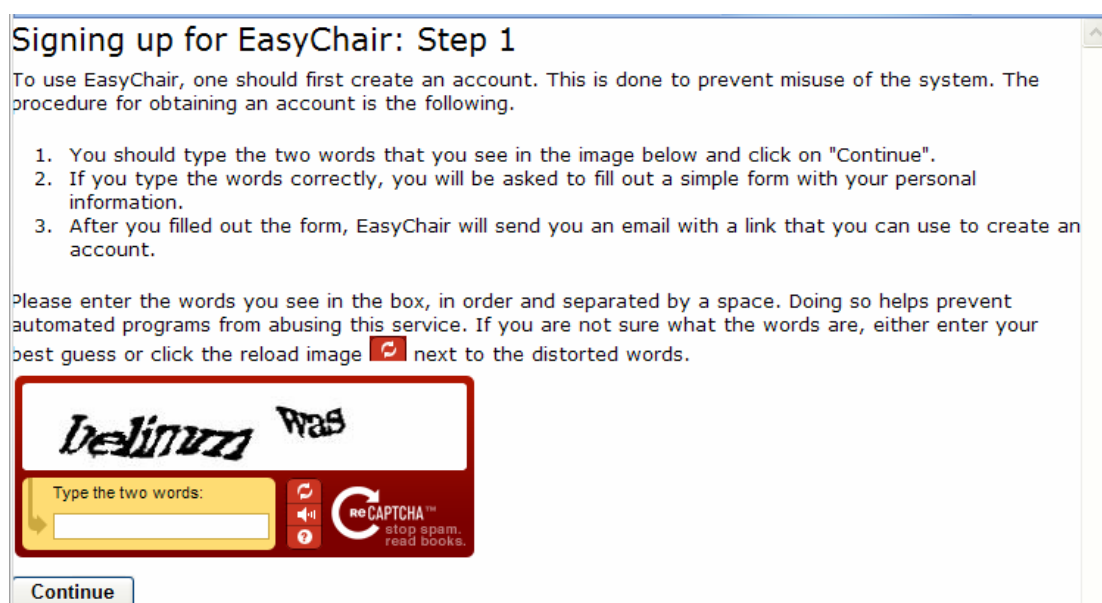
User name:

Password:

If you have no EasyChair account, [sign up for an account](#)

If you have problems to sign in [then click this link](#)


- 2、 点击“**sign up for an account**”按钮,获得一个 EasyChair 帐号(若丢失了 EasyChair 帐号, 可点击“**then click this link**”按钮找回)。
- 3、 进入账户注册界面, 首先输入系统随机给定的验证码, 如下图所示。



Signing up for EasyChair: Step 1

To use EasyChair, one should first create an account. This is done to prevent misuse of the system. The procedure for obtaining an account is the following.

1. You should type the two words that you see in the image below and click on "Continue".
2. If you type the words correctly, you will be asked to fill out a simple form with your personal information.
3. After you filled out the form, EasyChair will send you an email with a link that you can use to create an account.

Please enter the words you see in the box, in order and separated by a space. Doing so helps prevent automated programs from abusing this service. If you are not sure what the words are, either enter your best guess or click the reload image  next to the distorted words.

belinuz was

Type the two words:

- 4、 填写姓名、登录密码、Email 地址。

Signing up for EasyChair: Step 2

Please fill out the following form. The required fields are marked by (*)

Note that **the most common reason for failing to sign up is an incorrect email address** so please type your email address correctly.

First name(+):

Last name (*):


Email (*):

(*) Note: leave first name blank if you do not have one. If you are not sure how to divide your name into the first and last name, [read the Help article about names.](#)

You may also be interested about [our policy for using personal information.](#)

5、第 4 步完成后，网页显示一个反馈信息。

Account Application Received

We received your application. A mail with further instructions has been sent to the email address .com.

If You Do not Receive the Instructions

If you do not receive our mail with instruction on how to create an account, please read the following information.

Our mail server normally sends all mail within a few seconds. The following is an incomplete list of possible reasons for the problem.

Incorrectly typed email address
This is still the most likely cause of delays.

Slow mail processing
Some mail servers process mail for a long time. For example, your mail server may spend a lot of time checking incoming mail for spam.

"Reply-me" mail protection.
Some mailers, when receiving a mail from an unknown sender, ask the sender to send a mail with specific content to ensure that it has been sent by a human. Account-related emails in EasyChair are sent by a computer program, so if your email address uses such a protection, you will never get our mail. If you have such a protection and it is configurable, configure it to accept mail from the domain easychair.org.

Mail box problems and quotas
Some mail sent by EasyChair bounces back because the mail box of the receiver is over quota.

Anti-spam filters
It is possible that your spam filters will classify our mail as spam. Please check your spam mail boxes.

General connection problems
There might be general connection problems, for example your mail server may be unreachable for a long time.

Unfortunately, we have no resources to cope with all possible kinds of mail server (mis)behavior. If you believe you have a problem related to your mail server and want to solve it quickly, try to get and use an email address from one of major mail hosts, such as a Google Mail, Yahoo Mail, or Hotmail to name but a few. You will be able to change your email address in EasyChair or have multiple email addresses later when you have an account.

You can repeat your application at any time. Another mail will be sent to you.

完成 | 1824M | 缩放:100%

6、此时，您在第 4 步注册注册使用的的邮箱将会收到一封本系统反馈的邮件，请你用邮件中收到的的地址链接继续完成注册。邮件格式如下：

Dear [REDACTED]

we received a request to create an EasyChair account for you. Since you already have an EasyChair account, you do not have to create a new one. If you forgot your user name or password, please click this link:

<https://www.easychair.org/account/forgot.cgi?iid=30489>

and specify [REDACTED].com as your email address.

Best regards,
EasyChair.

Please do not reply to this email. This email address is used only for sending email so you will not receive a response.

7、使用上一步中的网站地址链接，显示如下图所示的界面。请输入验证码、邮箱、姓名继续注册操作。

Forgotten User Name or Password

Please enter the words you see in the box, in order and separated by a space. Doing so helps prevent automated programs from abusing this service. If you are not sure what the words are, either enter your best guess or click the reload image  next to the distorted words.



Type the two words:



Enter either your email address or your user name (exactly as used in your EasyChair account) and your login information will be sent to you by email.

Email:

User name:

8、收到上一步操作的信息反馈。

Information Sent

Your EasyChair login information has been sent to you by email.

9、到此，注册完成，您的邮箱也会收到相关信息。您现在可以使用注册的帐号登录系统了（系统登录网址：<http://www.easychair.org/conferences/?conf=dcabes2011>）。系统登录成功的界面如下：

DCABES 2011 (author) [Help](#) [Sign out](#)

[Overview](#) [New Submission](#) [DCABES 201](#) [EasyChair](#)

DCABES 2011 Login for [REDACTED]

[REDACTED] welcome to EasyChair! You are logged in as author.
This session will expire after two hours of inaction.

If you log in and cannot find information you are looking for, for example, you are a programme committee member but EasyChair only recognises you as an author, please read the [Help page on frequently asked questions](#)

If in the menu above you see only one line and do not see the menu tab "EasyChair", then your browser version is not supported by EasyChair. [Click here for more details.](#)

接下来，您可以点击本界面左上方的“New Submission”按钮，提交自己的论文了。